

PLACEMENT 2020-21

Sl. No.	COMPANY	B.TECH.		ADVANCE DIPLOMA		M.TECH.			
		HIGHEST PAY- 7.95 LPA		HIGHEST PAY- 3.4 LPA		HIGHEST PAY- 4.25 LPA			
		AVERAGE PAY- 5.05 LPA		AVERAGE PAY- 3.2 LPA		AVERAGE PAY- 4.25LPA			
		ME (19)	MME (57)	FOUNDRY (45)	FORGE (44)	FFT (14)	ME (13)	EE (9)	MSE (4)
1	VEDANTA		12	-	-	-	-	-	-
2	ANUGRAHA VALAVES	-	6		-	-	-	-	-
3	FRONTIER ALLOYS	4	2	-	-	-	-	-	-
4	SHIVAM AUTOTECH	1	4			-	3	-	-
5	HIMCAST			3		1	-	-	-
6	SYNERGY GREENS		2	-	-		-	-	-
7	KSB PUMPS		1	-		-	-	-	-
8	MPR REFRACTORIES	-	3	-		-	-	-	-
9	BONFIGIOLI		-	-	-	2	-	-	-
10	VIRAJ	2	4	-	-	-	-	-	-
19	VISHAWAKARMA AUTO	-	-	5	-	-	-	-	-
20	RKFL				8				
21	SYNERGY CASTING			13	14				
22	SHIVAM AUTOTECH				5				
23	PD FORGE	-	-		3	-	-	-	-
24	TALBROS	-	-		5		-	-	-
25	WALIA AUTO				5				
26	KISAAN STEEL				2				
27	NATRAJ CASTING			3					

Sl. No.	COMPANY	B.TECH.		ADVANCE		M.TECH.			
		HIGHEST PAY- 7.95 LPA		HIGHEST PAY- 3.4 LPA		HIGHEST PAY- 4.25 LPA			
		AVERAGE PAY- 5.05 LPA		AVERAGE PAY- 3.2 LPA		AVERAGE PAY- 4.25LPA			
		ME (19)	MME (57)	FOUNDRY (45)	FORGE (44)	FFT (14)	ME (13)	EE (9)	MSE (4)
28	CNF CASTING			4					
29	RAJASTHAN UDYOG			3					
30	EASTERN ALLOYS			4					
31	SONACOMSTAR	2	2						
32	GOVIND STEEL			3					
33	VISA STEEL		2						
34	ANAND POWER	2							
35	TVS BRAKES INDIA	1							
36	SYNERGY GREENS		2						
37	KPMG	1							
38	ERNST & YOUNG	1							
39	JSW		2						
40	L&T		1						
41	RAUSHEENA GROUP			2					
42	VISION TECH							2	
43	HAPPY FORGINGS				6				
44	WELSPUN	5	3						
45	KIRLOSKAR KBL		4						
46	UMA SHAKTI STEEL			4					
47	HIGHER EDUCATION /GOV JOB		7	1		5	6	5	1
	STUDENTS PLACED	19/19.	57/57	45/45	44/44	8/14.	9/14.	7/9.	1/4.
	PLACEMENT PERCENTAGE	100%	100%	100%	100%	57%	65%	77%	25%

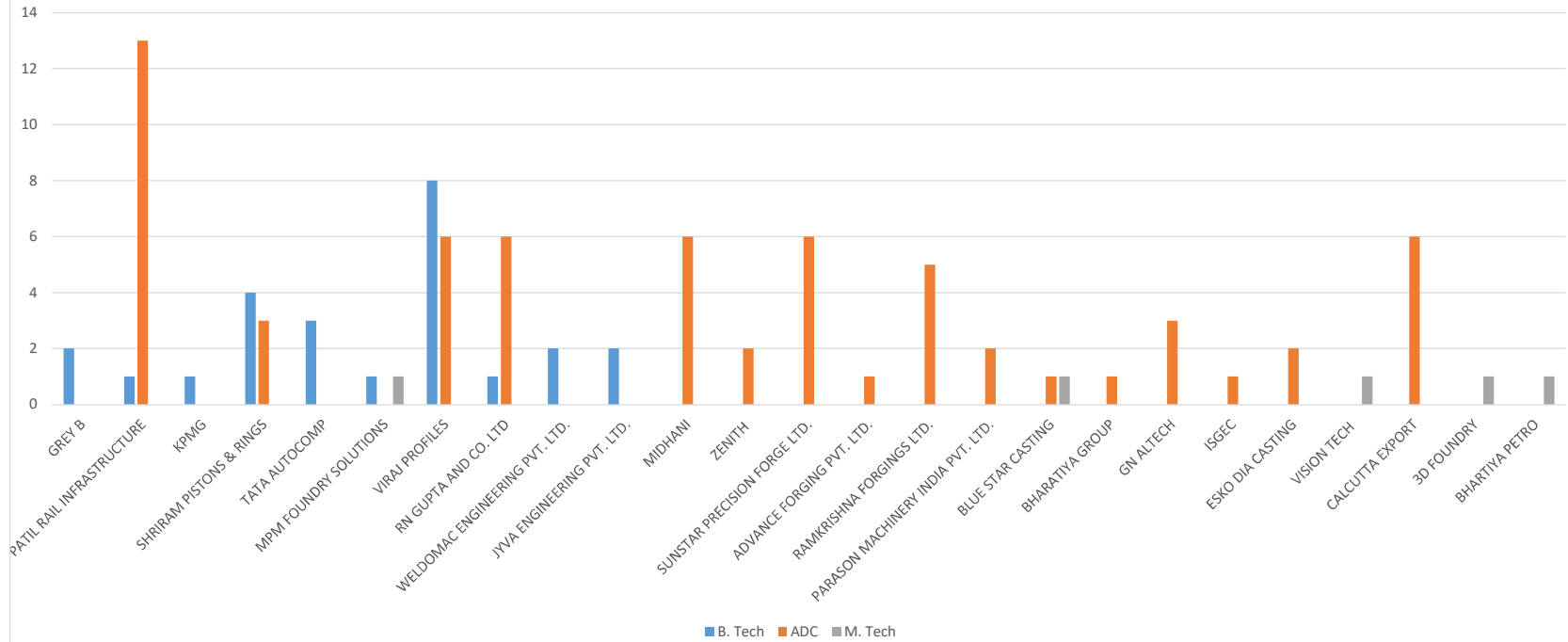
PLACEMENT 2019-20

Sl. No.	COMPANY	B.TECH.		ADVANCE		M.TECH.			
		HIGHEST		HIGHEST		HIGHEST			
		AVERAGE PAY- 4.05 LPA		AVERAGE PAY- 3.4 LPA		AVERAGE PAY- 3.4LPA			
		ME (36)	MME (33)	FOUNDRY (37)	FORGE (42)	FFT (21)	ME (20)	EE (20)	MSE (15)
1	GREY B	1	1	-	-	-	-	-	-
2	PATIL RAIL INFRASTRUCTURE	-	1	13	-	-	-	-	-
3	KPMG	-	1	-	-	-	-	-	-
4	SHRIRAM PISTONS & RINGS	1	3	2	1	-	-	-	-
5	TATA AUTOCOMP	2	1			-	-	-	-
6	MPM FOUNDRY SOLUTIONS	1	-	-	-	1	-	-	-
7	VIRAJ PROFILES	5	3	-	6	-	-	-	-
8	RN GUPTA AND CO. LTD	-	1	-	6	-	-	-	-
9	WELDOMAC ENGINEERING PVT. LTD.	2	-	-	-	-	-	-	-
10	JYVA ENGINEERING PVT. LTD.	-	2	-	-	-	-	-	-
11	MIDHANI	-	-	2	4	-	-	-	-
2	ZENITH	-	-	-	2	-	-	-	-
13	SUNSTAR PRECISION FORGE LTD.	-	-	-	6	-	-	-	-
14	ADVANCE FORGING PVT. LTD.	-	-	-	1	-	-	-	-
15	RAMKRISHNA FORGINGS LTD.	-	-	-	8	-	-	-	-
16	PARASON MACHINERY INDIA PVT. LTD.	-	-	2	-	-	-	-	-
17	BLUE STAR CASTING	-	-	1	-	1	-	-	-
18	BHARATIYA GROUP	-	-	1	-	-	-	-	-
19	GN ALTECH	-	-	3	-	-	-	-	-

Sl. No.	COMPANY	B.TECH.		ADVANCE		M.TECH.			
		HIGHEST		HIGHEST		HIGHEST			
		AVERAGE PAY- 4.05 LPA		AVERAGE PAY- 3.4 LPA		AVERAGE PAY- 3.4LPA			
		ME (36)	MME (33)	FOUNDRY (37)	FORGE (42)	FFT (21)	ME (20)	EE (20)	MSE (15)
22	VISION TECH							AQ	
23	CALCUTTA EXPORT	-	-	6	-	-	-	-	-
24	3D FOUNDRY	-	-	-	-	1	-	-	-
25	BALAJI PRODUCT		1						
26	JSW	8	4						
27	BHARTIYA PETRO	1		1		1			
28	BYJU LEARNING	1							
29	KSB PUMP	1	4						
30	INNOVATIVE CLAD SOLUTION		1						
31	BONFIGLIOLI					1			
32	HAVELLS		1						
33	DEEMROLLS		1			1			
34	oriental foundry	1							
35	AIC CASTING	2							
36	LALBABA CORPORATION				5				
37	Natraj casting			2					
38	DUCAST	1	2						
39	HIGHER EDUCATION /GOV JOB	9	7	1	3	10	-	10	-
	STUDENTS PLACED	36/36.	33/33	37/37	42/42	15/21.	0/20.	11/20.	0/15.
	PLACEMENT PERCENTAGE	100%	100%	100%	100%	71%	0%	55%	0%

S.no	Company	B. Tech	ADC	M. Tech
1	GREY B	2	0	0
2	PATIL RAIL INFRASTRUCTURE	1	13	0
3	KPMG	1	0	0
4	SHRIRAM PISTONS & RINGS	4	3	0
5	TATA AUTOCOMP	3	0	0
6	MPM FOUNDRY SOLUTIONS	1	0	1
7	VIRAJ PROFILES	8	6	0
8	RN GUPTA AND CO. LTD	1	6	0
9	WELDOMAC ENGINEERING PVT. LTD.	2	0	0
10	JYVA ENGINEERING PVT. LTD.	2	0	0
11	MIDHANI	0	6	0
2	ZENITH	0	2	0
13	SUNSTAR PRECISION FORGE LTD.	0	6	0
14	ADVANCE FORGING PVT. LTD.	0	1	0
15	RAMKRISHNA FORGINGS LTD.	0	5	0
16	PARASON MACHINERY INDIA PVT. LTD.	0	2	0
17	BLUE STAR CASTING	0	1	1
18	BHARTIYA GROUP	0	1	0
19	GN ALTECH	0	3	0
20	ISGEC	0	1	0
21	ESKO DIA CASTING	0	2	0
22	VISION TECH	0	0	1
23	CALCUTTA EXPORT	0	6	0
24	3D FOUNDRY	0	0	1
25	BHARTIYA PETRO	0	0	1
26	ksb pump	5	0	0
27	innovative clad solution	1	0	0
28	byju	1	0	0
29	jsw	9	0	0
30	balaji produuct	1	0	0
31	BONFIGLIOLI	0	0	1
32	HAVELLS	1	1	0
33	DEEMROLLS	1	1	0
34	oriental foundry	1	0	0
35	DUCAST	3	2	0
36	HIGHER EDUCATION /GOV JOB	16	4	20

PLACEMENT RECORD 2019-20



PLACEMENT REPORT

Average and Maximum Salary for M.Tech, B.Tech and ADC Students

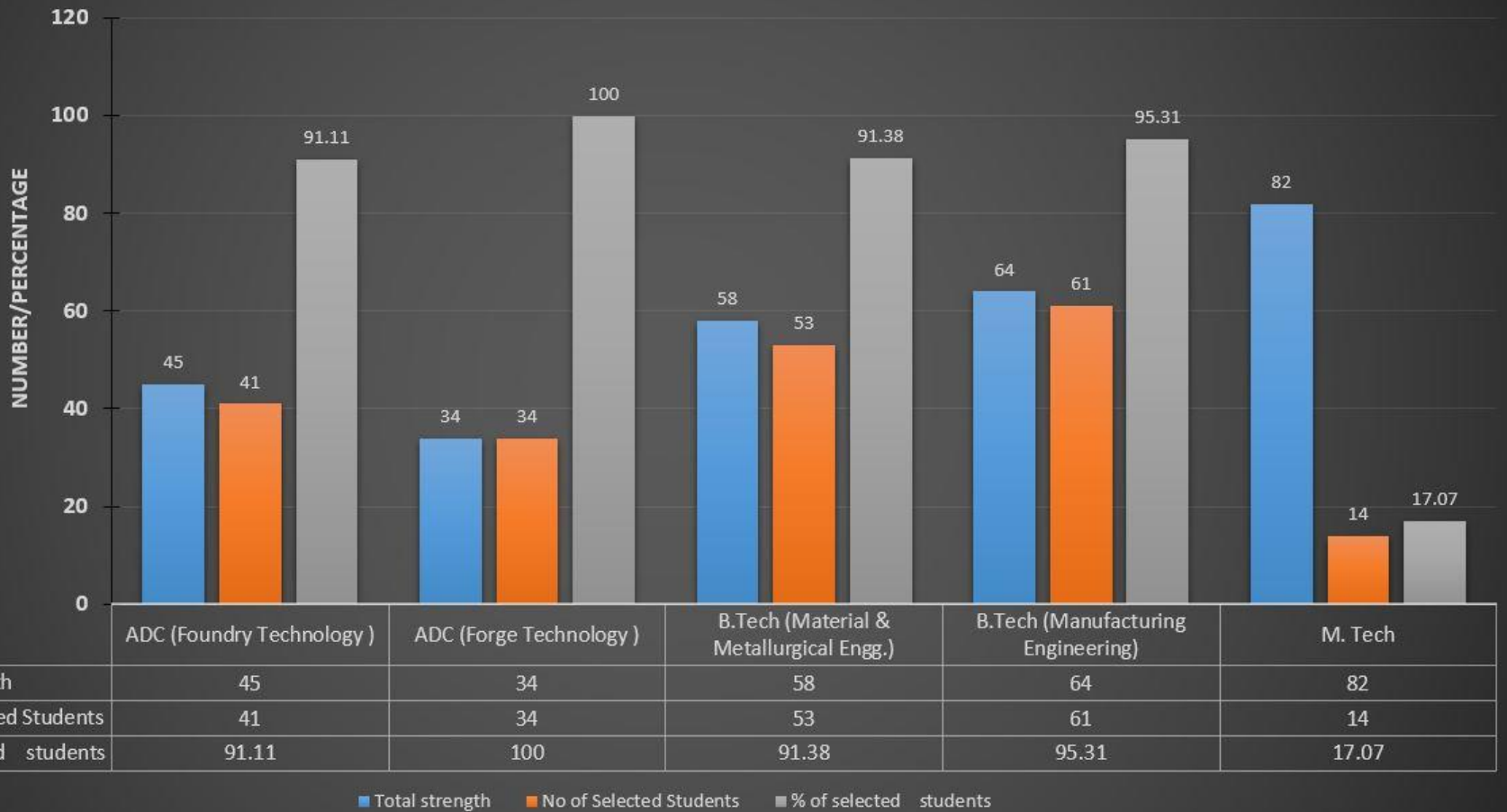
course (Branch)	Average Salary (Pa)	Maximum Salary(Pa)
ADC (Foundry Technology)	Rs 2.7 Lakhs	Rs 3.24 Lakhs
ADC (Forge Technology)	Rs 2.7 Lakhs	Rs 3.24 Lakhs
B.Tech (Material & Metallurgical Engg.)	Rs 4.6 Lakhs	Rs 7.95 Lakhs
B.Tech (Manufacturing Engineering)	Rs 4.4 Lakhs	Rs 7.95 Lakhs
M.Tech	Rs. 3.7 Lakhs	Rs 4.2 Lakhs

Placement status 2019

course (Branch)	Total strength	No of Selected Students	% of selected students
ADC (Foundry Technology)	45	41	91.11
ADC (Forge Technology)	34	34	100
B.Tech (Material & Metallurgical Engg.)	58	53	91.38
B.Tech (Manufacturing Engineering)	64	61	95.31
M. Tech	82	14	17.07

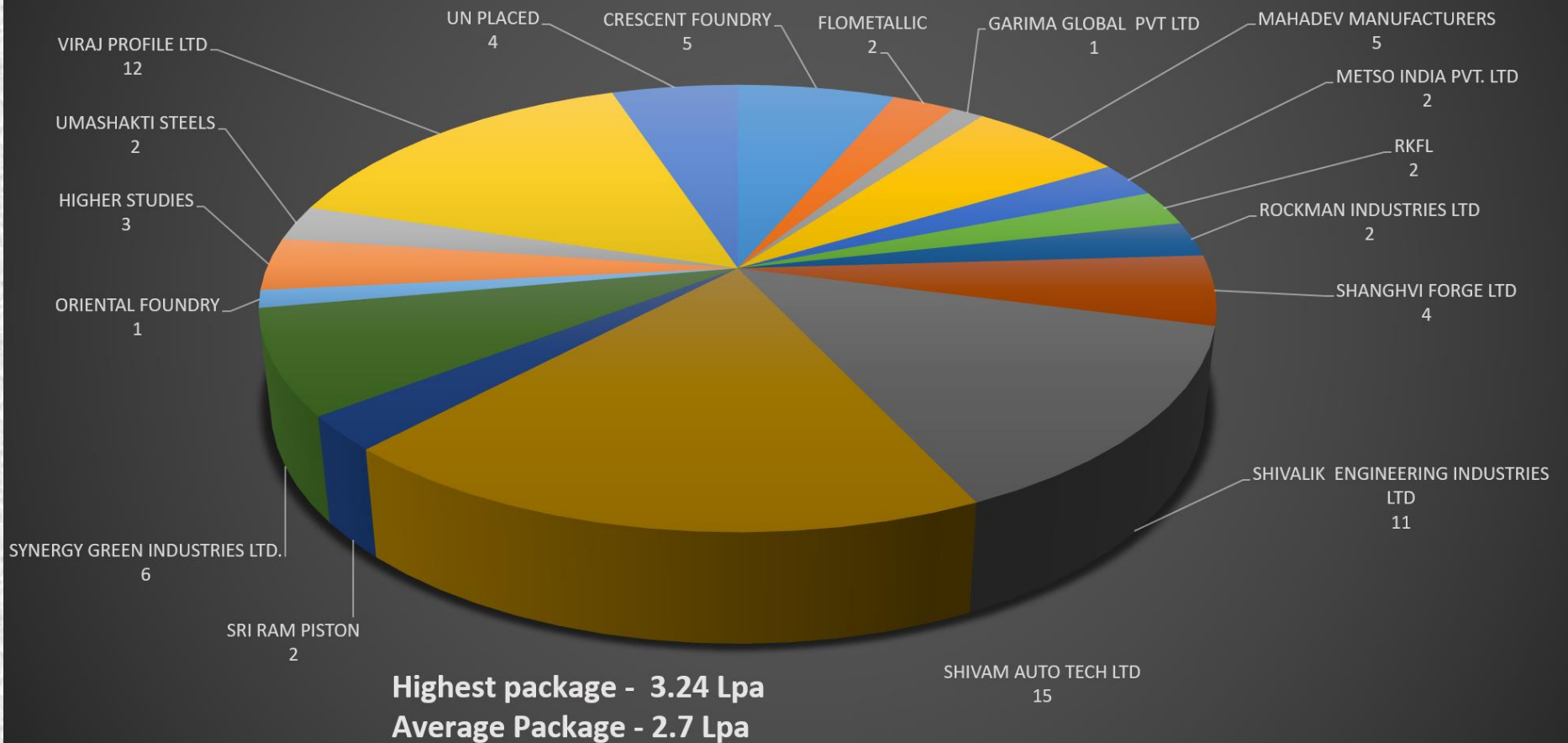
BRANCH WISE REPORT

Placement status 2019



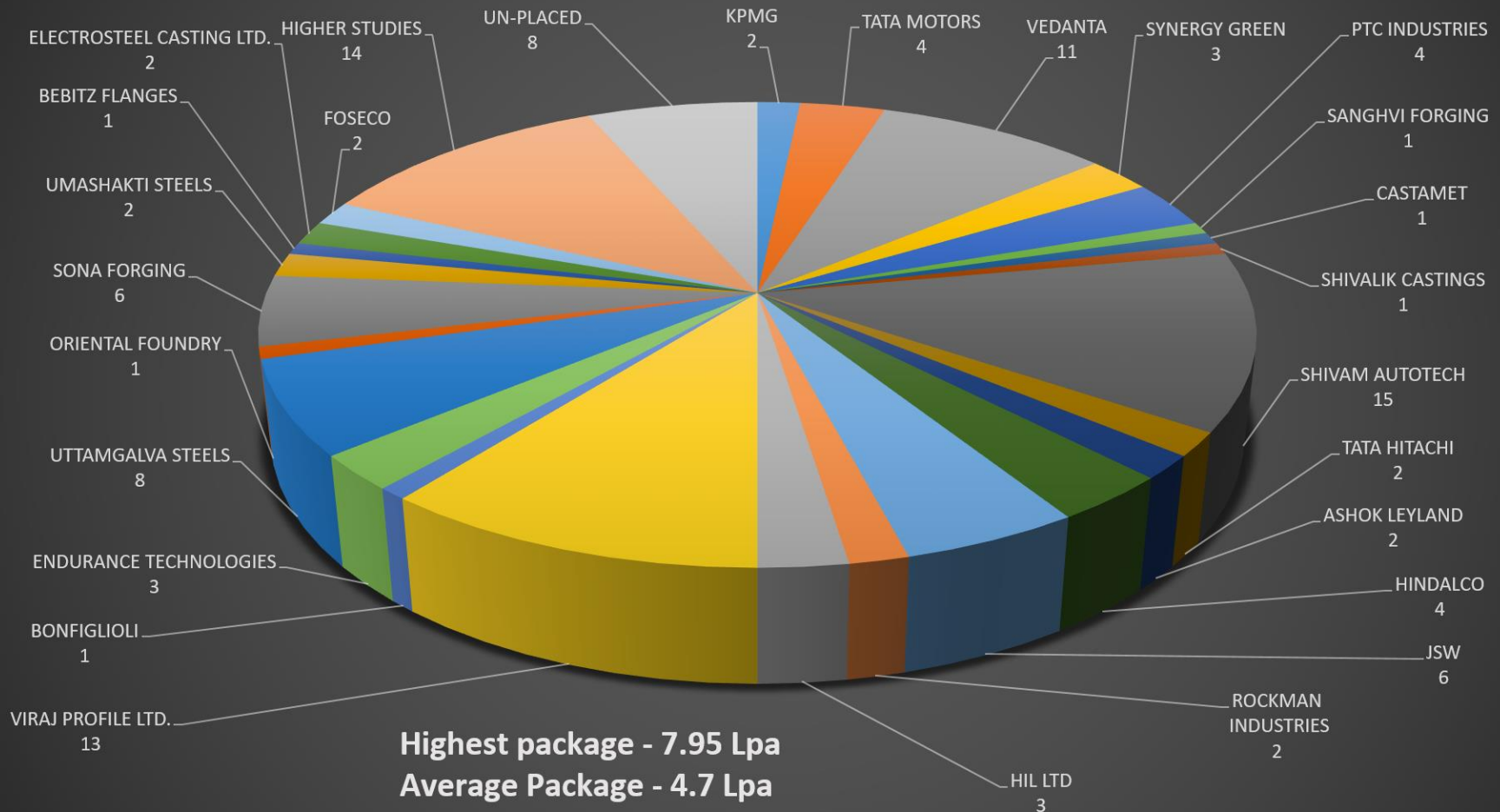
ADC (2019 PASS OUT BATCH)

Placement status of ADC Students (2019 PASSOUT)

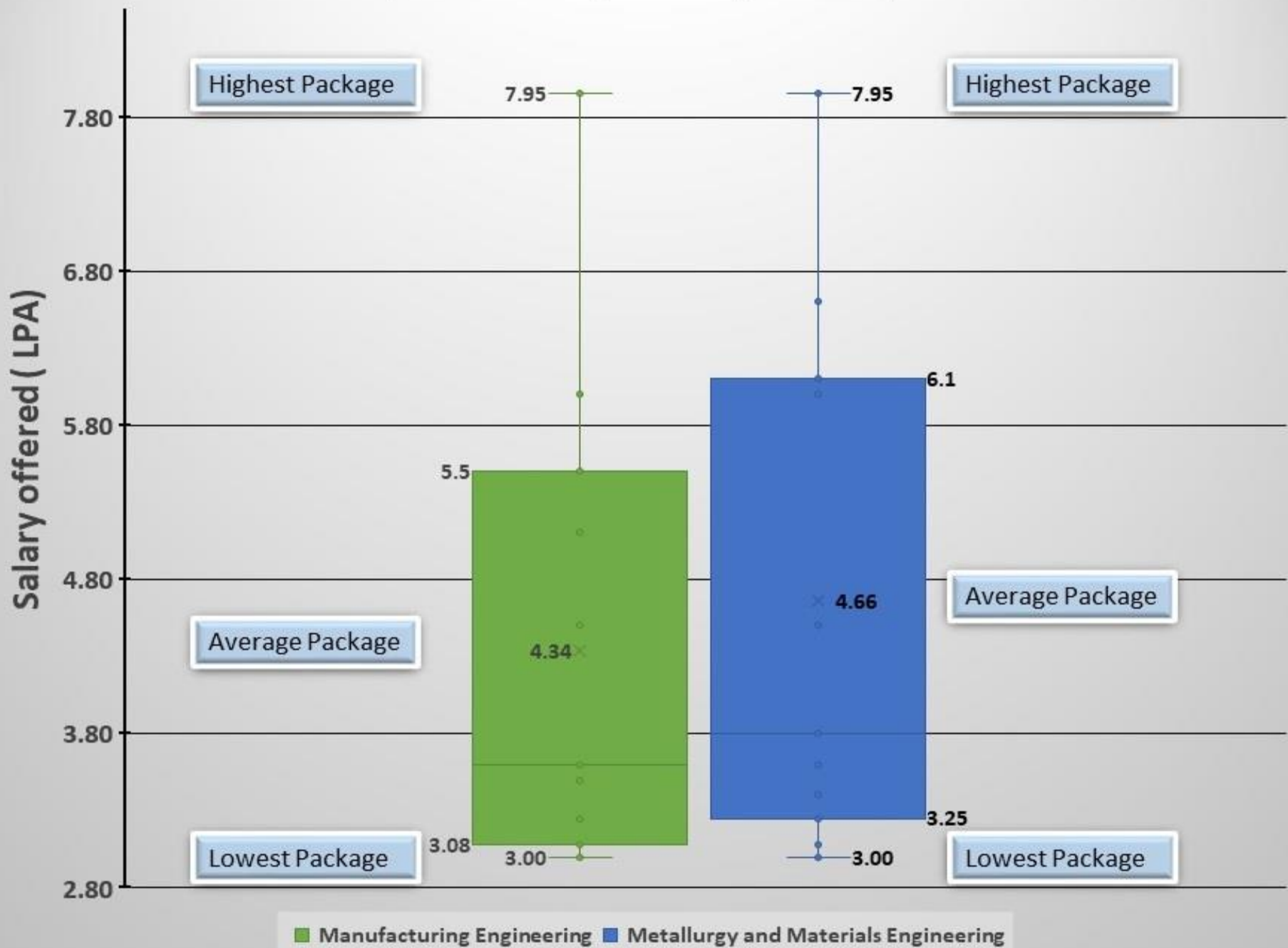


B. TECH. (2019 PASS OUT BATCH)

Placement Stats of B.Tech Students (2015-2019 BATCH)

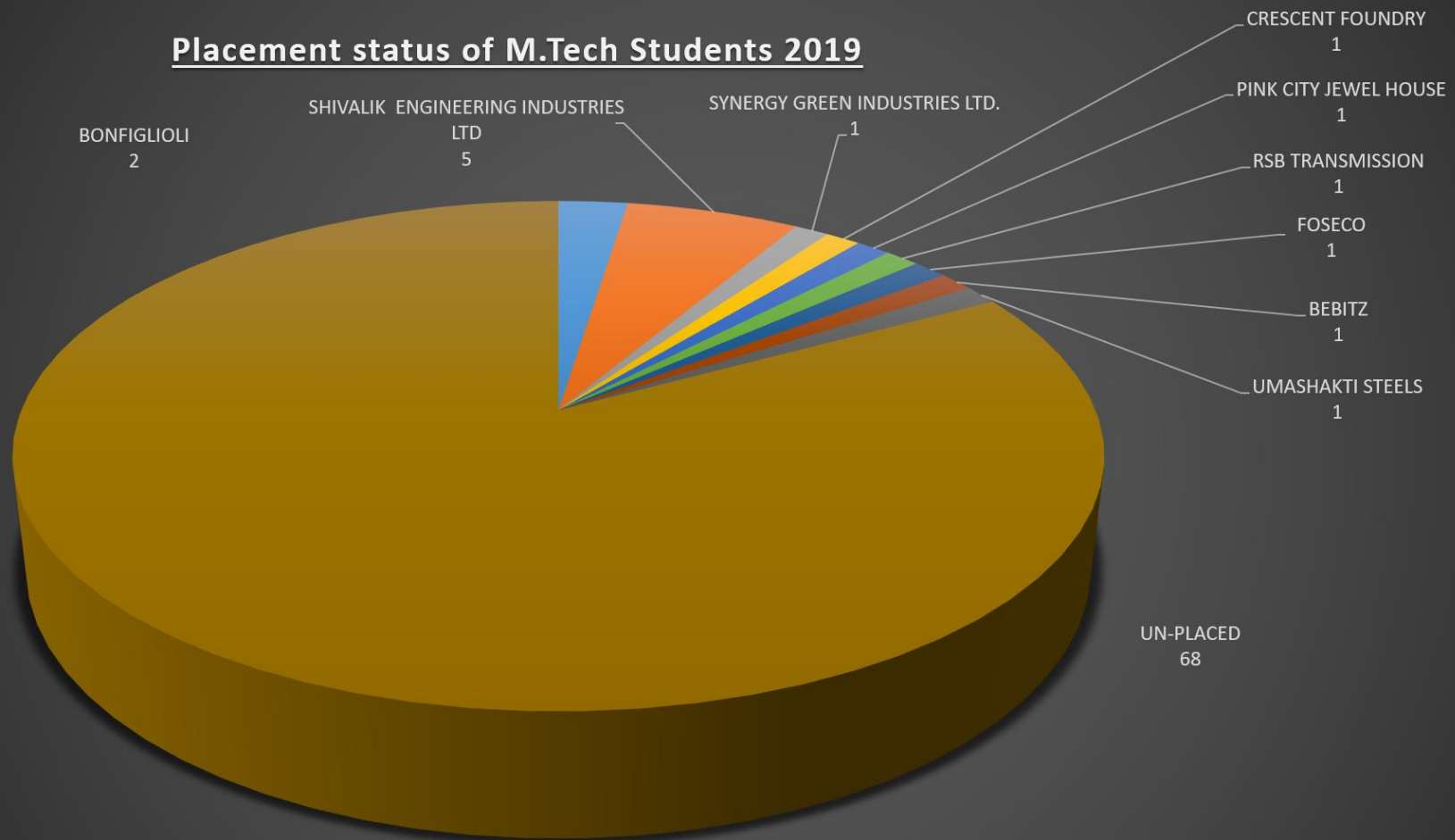


B.Tech Salary Profile (2018-19)



M.TECH. (2019 BATCH)

Placement status of M.Tech Students 2019



Highest package - 4.2 Lpa

COMPANY WISE STATUS

PLACEMENT 2018-19

Sl. No.	COMPANY	B.TECH.		ADVANCE DIPLOMA		M.TECH.			
		HIGHEST PAY- 7.95 LPA		HIGHEST PAY- 3.34 LPA		HIGHEST PAY- 4.2 LPA			
		AVERAGE PAY- 4.6 LPA		AVERAGE PAY- 2.5 LPA		AVERAGE PAY- 3.7 LPA			
		ME (64)	MME (58)	FOUNDRY (45)	FORGE (34)	FFT (25)	ME (24)	EE (15)	MSE (18)
1	ASHOK LEYLAND	-	2	-	-	-	-	-	-
2	BEBITZ FLANGES	1	-	-	-	1	-	-	-
3	BONFIGLIOLI	1	-	-	-	2	-	-	-
4	CASTAMET	-	1	-	-	-	-	-	-
5	CRESCENT FOUNDRY	-	-	5	-	1	-	-	-
6	ELECTROSTEEL CASTING LTD.	2	-	-	-	-	-	-	-
7	ENDURANCE TECHNOLOGIES	2	1	-	-	-	-	-	-

8	FLOMETALLIC	-	-	2	-	-	-	-	-
9	FOSECO	1	1	-	-	1	-	-	-
10	GARIMA GLOBAL PVT LTD	-	-	1	-	-	-	-	-
11	HIL LTD	3	-	-	-	-	-	-	-
12	HINDALCO	-	4	-	-	-	-	-	-
13	JSW	6	-	-	-	-	-	-	-
14	KPMG	2	-	-	-	-	-	-	-
15	MAHADEV MANUFACTURERS	-	-	5	-	-	-	-	-
16	METSO INDIA PVT. LTD	-	-	2	-	-	-	-	-
17	PINK CITY JEWEL HOUSE	-	-	-	-	-	-	-	1
18	PTC INDUSTRIES	-	4	-	-	-	-	-	-
19	RKFL	-	-	-	2	-	-	-	-
20	ROCKMAN INDUSTRIES LTD	2	-	2	-	-	-	-	-
21	RSB TRANSMISSION	-	-	-	-	-	1	-	-
22	SHANGHVI FORGE LTD	-	1	-	4	-	-	-	-
23	SHIVALIK ENGINEERING INDUSTRIES LTD	-	1	11	-	5	-	-	-
24	SHIVAM AUTO TECH LTD	11	4	-	15	-	-	-	-

25	SRI RAM PISTON	-	-	1	1	-	-	-	-
26	SYNERGY GREEN INDUSTRIES LTD.	2	1	6	-	-	1	-	-
27	TATA MOTORS	1	3	-	-	-	-	-	-
28	TATA HITACHI	-	2	-	-	-	-	-	-
29	VEDANTA	5	6	-	-	-	-	-	-
30	ORIENTAL FOUNDRY	-	1	1	-	-	-	-	-
31	SONA FORGING	2	4	-	-	-	-	-	-
32	UTTAMGALVA STEELS	-	8	-	-	-	-	-	-
33	HIGHER STUDIES	8	6	3	-	-	-	-	-
34	UMASHAKTI STEELS	2	-	2	-	1	-	-	-
35	VIRAJ PROFILE LTD	10	3	-	12	-	-	-	-
Total		61	53	41	34	11	2	0	1
Percentage		95.31	91.38	91.11	100.00	44.00	8.33	0.00	5.56